

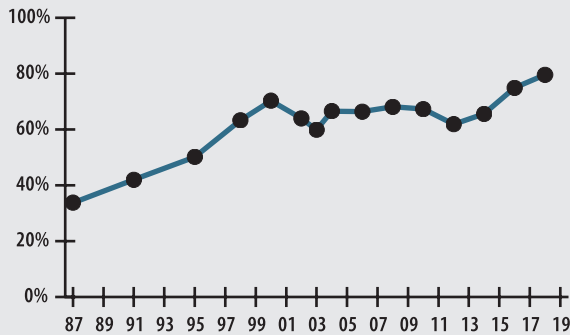
Taunton

104 Dean Street, Suite 203
Taunton, MA 02780
Phone: 508-821-1052
Fax: 508-821-1063

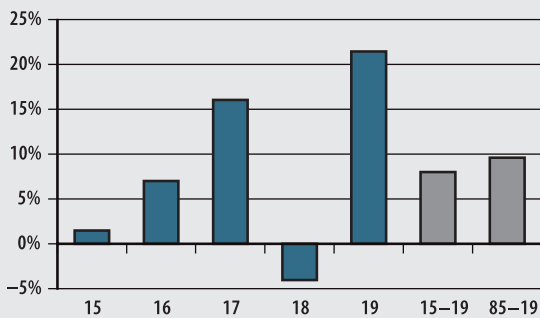
Board Members
Ann Marie Hebert*, Gill Enos,
Dennis Smith, Thomas Bernier,
Barry Amaral
*indicates Chairperson

Board Administrator
Paul Slivinski
Board Meeting
4th Wednesday of the month at 1:00 pm

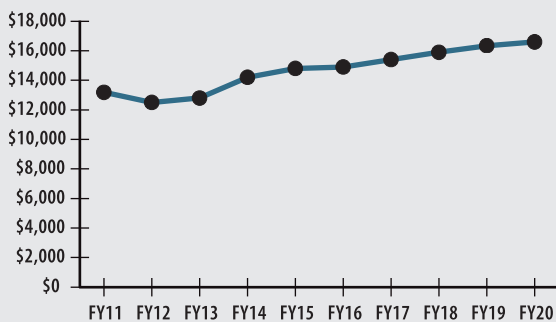
FUNDED RATIO (1987-2019)



INVESTMENT RETURN (2015-2019, 5 YEAR AND 35 YEAR AVERAGES)



10-YEAR HISTORY OF APPROPRIATIONS (IN THOUSANDS)



INVESTMENT RETURN HISTORY

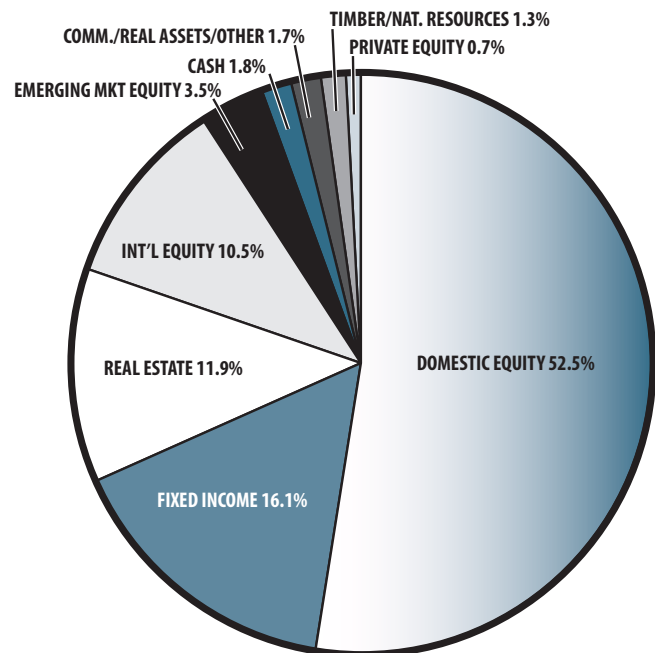
<u>35 years 2019</u>	<u>34 years 2018</u>	<u>33 years 2017</u>
9.61%	9.28%	9.71%
<u>10 years 2019</u>	<u>10 years 2018</u>	<u>10 years 2017</u>
9.39%	9.27%	6.71%
<u>5 years 2019</u>	<u>5 years 2018</u>	<u>5 years 2017</u>
8.01%	5.47%	10.11%

ACTUARIAL

▶ Funded Ratio	79.6%
▶ Date of Last Valuation	1/1/18
▶ Actuary	Sherman
▶ Assumed Rate of Return	7.75%
▶ Funding Schedule	2.5% Increasing
▶ Year Fully Funded	2026
▶ Unfunded Liability	\$81.2 M
▶ Total Pension Appropriation (Fiscal 2020)	\$16.6 M

	ACTIVE	RETIRED
▶ Number of Members	1,073	867
▶ Total Payroll/Benefit	\$62.8 M	\$25.1 M
▶ Average Salary/Benefit	\$58,500	\$29,000
▶ Average Age	NA	73
▶ Average Service	NA	NA

ASSET ALLOCATION (12/31/19)



EARNED INCOME OF DISABILITY RETIREES (2018)

▶ Number of Disability Retirees	81
▶ Number Who Reported Earnings	18
▶ Number of Excess Earners	1
▶ Total Amount of Refund Due	\$1,355.66

▶ 2019 Return	21.45%
▶ 2019 Market Value	\$344.6 M
▶ 2015-2019 (Annualized)	8.01%
▶ 1985-2019 (Annualized)	9.61%