










	<u>VALUE</u>	<u>PERCENT</u>	<u>TARGET</u>	<u>MIN</u>	<u>MAX</u>
 LARGE CAP EQUITY	\$ 92, 947, 827	24.3%	22.5%	15.0%	35.0%
 MID CAP EQUITY	41, 981, 881	11.0%	10.0%	10.0%	15.0%
 SMALL CAP EQUITY	35, 617, 115	9.3%	10.0%	10.0%	15.0%
 DEVELOPED MARKETS EQUITY	42, 858, 725	11.2%	13.5%	10.0%	15.0%
 EMERGING MARKETS EQUITY	11, 167, 649	2.9%	4.0%	0.0%	6.0%
 ALTERNATIVE ASSETS	9, 139, 021	2.4%	5.0%	----	----
 REAL ASSETS	64, 617, 100	16.9%	15.0%	10.0%	20.0%
 FIXED INCOME	73, 291, 089	19.2%	20.0%	15.0%	30.0%
 CASH & EQUIVALENT	10, 427, 957	2.7%	0.0%	----	----
TOTAL FUND	\$ 382, 048, 364	100.0%			